

INDICATIONS

For increasing the percentage of *male* calves in dairy and beef cattle.

DOSAGE

One unit (0.25 ml or 0.50 ml) of semen per vial.

NOTICE

BULLPLUS is a non-prescription biopharmaceutical agent. This is not a restricted drug. Federal law (US) does not require that this product be used by or on the order of a licensed veterinarian. Please check local regulations.

DESCRIPTION

BULLPLUS is spermagenic agent for sexing bull semen. Packaged in kit form, each dose is sealed in a vial to maintain potency during storage. The agent is activated by adding semen directly to the BULLPLUS vial. The sexed semen is returned to the original straw and inseminated as usual.

MODE OF ACTION

BULLPLUS works by enhancing the fertility of the Y-chromosome bearing (male) sperm. When inseminated, the sperm sort in the reproductive tract of the dam. The result is more ova fertilized by the Y-chromosome bearing (male) sperm. The percentage of bull calves is increased by 20-25% (Ave 75% male) and conception rates are boosted 15%.

KIT INSTRUCTIONS

- Warm BULLPLUS vial to 95-98.6°F (35-37°C) to prevent cold shock to semen. Thaw semen as usual.
- Cut the end of semen straw at a 60 degree bevel
- Insert the cut-end of semen straw through the rubber septum in the BULLPLUS vial.
- Add semen to vial by grasping both the vial and straw in the palm of the hand and shaking downward 3 or 4 times (similar to shaking a glass thermometer). Be certain all semen is in vial.
- Mix semen with contents of vial.
- Transfer enriched semen from the vial back into the straw. Do this by inverting and again shaking downward 3-4 times. Be certain all semen is transferred to straw.
- Incubate the enriched semen for **20-30 minutes** in water bath at 95-98.6°F (35-37°C). **Do not exceed 60 minutes.**
- Load straw into insemination gun and inseminate as usual.

Note: During incubation, keep vial attached to the straw. This will protect semen from exposure to air and water.

TIMING OF INSEMINATION Best results are achieved with BULLPLUS when inseminated 10-12 hours following onset of standing estrus. Please see the following guidelines. "Rule of Thumb" - *Breed early in the heat.*

- When breeding from onset of heat (natural or synchronized): Breed 8-10 hrs. following onset of standing heat.
- When timed-breeding using OVSYNCH[®]: Breed 10 hrs. after the last GnRH injection.
- When breeding super-ovulated heifers and cows: Breed at 0 hrs. and 12 hrs. following first standing heat. With a single, multi-dose insemination - Breed 8-10 hrs. after first standing heat.
- When timed-breeding using progestins (CIDR/Crestor): Breed 56-58 hrs. after removal of CIDR/Crestor implant.

STORAGE CONDITIONS

Keep in freezer compartment (-4°F; -20°C).
Avoid moisture and sunlight. Reseal unused product in packet during storage.


HOW SUPPLIED

BULLPLUS is lyophilized in the following package sizes: Single-dose 0.25 and 0.50 ml vials; multi-dose 10, 50, 100 and 200 unit vials.

WARNINGS

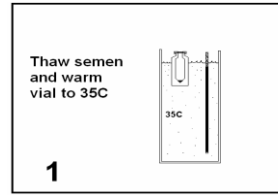
KEEP OUT OF REACH OF CHILDREN.

Manufactured by

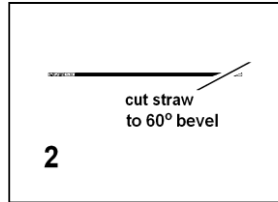
 EMLAB GENETICS LLC, Arcola, IL 61910 USA
For more information, call 708-442-3964 or log on to www.emlabgenetics.com

BULLPLUS is a trademark of EMLAB GENETICS, LLC.

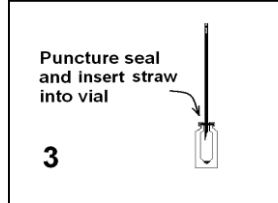
KIT INSTRUCTIONS



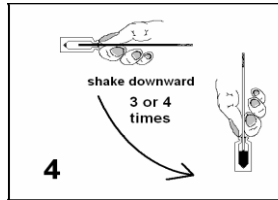
1. Warm the vial to 95-98.6°F (35-37°C) using a water bath, tube warmer or incubator for a few minutes (to prevent cold shock). Thaw semen as usual.



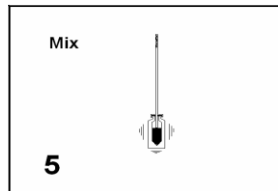
2. Cut straw to a 60° bevel with sharp scissors. Note: Remove paper label from top of vial.



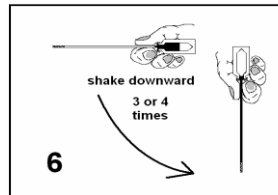
3. Puncture seal with 14 G needle and insert the cut-end of the straw into the vial.



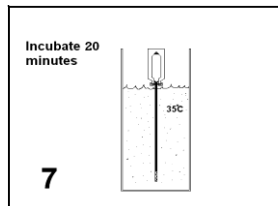
4. To add semen to the vial, grasp both the vial and straw in the palm of the hand and shake downward 3 or 4 times (similar to shaking a glass thermometer). Be certain all semen is in the vial.



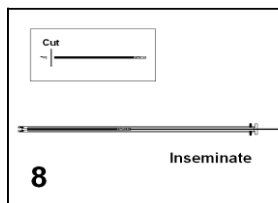
5. Gently mix semen with contents of vial.



6. Transfer the enriched semen from the vial back into the straw. Do this by grasping the vial and straw in an inverted position and again shaking downward 3-4 times. Be certain all semen is in the straw.



7. **IMPORTANT!** Incubate enriched semen at 95-98.6°F (35-37°C) for **20-30 minutes**.



8. Remove straw from water bath. Dry. If necessary, cut bevel from straw. Load straw into insemination gun. Inseminate according recommended protocols.