

P-TEST™

BOVINE Pregnancy Test Strip

INDICATIONS

For pregnancy diagnosis in cattle and buffalo

TEST

One test per strip Colorimetric Single-use only

NOTICE

P-TEST is an on-farm bio-analytical test for pregnancy in sheep and goats. Federal law (US) does not require that this product be used by or on the order of a licensed veterinarian. Please consult local regulations.

DESCRIPTION

P-TEST is a simple and quick colorimetric assay for monitoring pregnancy using a urine sample. Packaged in strip form, each test is sealed to maintain potency during storage. The test is run by dipping the P-TEST strip directly into a sample of urine. After 1 and 10 minutes, the results can be visually read.

MODE OF ACTION

The P-TEST works by rapid analysis of the pregnancy hormone, estrone sulfate in urine using a simple colorimetric reaction. Pregnancy can be monitored in the 2nd and 3rd trimesters after breeding without palpation or ultrasound. The accuracy in predicting pregnancy is 97.4%. The accuracy of predicting non-pregnancy is 94.4%. The sensitivity of this test is >95%. Please refer to TABLE 1 for use in specific animal species.

CONTRAINDICATIONS

- When collection urine, do not use in animals which are known to be infected with or are carriers of *Leptospirosis*. Consult your veterinarian.
- When handling urine, be sure to protect yourself by wearing rubber/latex gloves.
- Do not expose open cuts or wounds to blood or urine.
- Do not use in pre-pubertal or anestrus females.

COLLECTION OF URINE

The following methods of urine collection can be used. Store the sample at room temperature (68°F; 20°C) until assay. Run test within 2 hours of collection. If delay in testing is necessary, urine samples can be stored in a clean container and immediately frozen for up to 7 days. Be certain stored samples are completely warmed to room temperature before testing.

1. **Manual stimulation.** Ensure sufficient restraint to prevent the beast from moving away during the procedure. Gently massage the skin under the vulva (escutcheon) in an upward motion. In most cases this will result in urine flow in one minute. Collect several milliliters of urine. Use a clean, dry, urine cup (or similar receptacle) as a sampling container. Try to collect urine mid-stream. Use a clean technique to minimize exposure to feces, dust, and insects. After collection, place urine at room temperature in a sealed container protected from direct sunlight, moisture and insects.
2. **Casual collection.** Goats and sheep urinate 5-6 times per day. Knowledge of urination habits can be helpful. Some animals will urinate after exercise, feeding, or when arising in the AM. Collect urine directly into a clean container.
3. **Collection device.** Inserting a small sponge into the vagina can work very well to collect a few ml of urine. A simple device can be made from 2x2 inch cube of sponge or soft foam material. Attach a string to the sponge and insert into the vagina. Using the string to remove, recheck every few hours. Rinse with copious amounts of water before and after application.

TABLE 1: Use of P-TEST

Species	Gestation (Days)	Effective date post- breeding (days) ¹
Cows	275-305	60 - term
Water Buffalo	281-334	70-term
American Bison	283	60-term





TEST PROCEDURE

Store urine in a closed container and equilibrate to room temperature (72-80 degrees F) for 30 minutes before testing.

A. Introduction of urine sample to the P-TEST Strip.

1. Dip the test strip into the urine sample for few seconds. Be sure the blue pad is completely wet. Withdraw and position horizontally.
2. Allow to stand at room temperature (72-80°F; 22-27°C). Avoid direct sunlight.
3. Read results at 1 minute and 10 minutes according to the table below.
4. Record the results with animal ID #.
5. Dispose of used test strips in a responsible manner.

B. Results of P-TEST

Color		Time (minutes)	Result
LIGHT AMBER		1	OPEN NOT PREGNANT
LIGHT BLUE GREEN		1-10	PREGNANT EARLY TERM VERY LATE TERM
LIGHT BLUE			PREGNANT MID TERM
BLUE			PREGNANT MID-LATE TERM

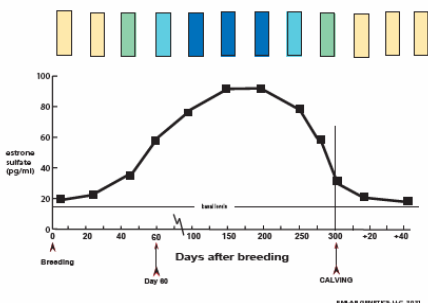
FALSE POSITIVES: The following conditions can show false positives (blue) to this test:

- high protein supplementation
- pre-pubertal females
- pro-estrus
- anestrus females
- retained placenta
- retained *corpus lutei*
- testing within 3 weeks after parturition
- testing of suckling kids
- fetal loss or fetal adsorption

FALSE NEGATIVES: The following conditions can show false negatives (amber) to this test:

- dehydration
- pseudo-pregnancy
- cystic ovarian disease
- placentitis
- severe stress
- urinary tract infections

P-TEST RESULTS - BOVINE



CONFIRMING TEST RESULTS

Cattle and buffalo – Retest after 10 days.

TEST 1	TEST 2	RESULT
+	+	P
+	-	NP
-	+	NP?
-	-	NP

Note: Uncertain results are more common with early-term pregnancies, late-term pregnancies, maiden, and older females. Perform test only on sexually mature cycling females.

ESTIMATION OF TERM: The color of a positive test at 10 minutes is an estimation of term. As the fetus grows, more estrone sulfate is produced. From day 0-35 days, the hormone remains below detectable levels and the test shows AMBER. From day 35-60, the hormone level rises rapidly and the color will transition from GREEN to BLUE. Maximum hormone levels occur from day 60-210 days indicated by BLUE. After 210 days, the hormone levels slowly decline, transitioning back to GREEN. As calving nears, hormone levels rapidly drop and the test will show AMBER.

STORAGE CONDITIONS

Store at or below 20°C (68°F). Reseal unused product in container during storage.

HOW SUPPLIED

P-TEST strips are supplied in the following package sizes: 10.

WARNINGS

KEEP OUT OF REACH OF CHILDREN.

Manufactured by
EMLAB GENETICS, LLC Arcola, IL 61910 USA

Questions? Please call +1-708-442-3964 or log onto www.emlabgenetics.com

P-TEST™ is a trademark of EMLAB GENETICS LLC